

CITY OF VICTORIA

SALES TAX DEVELOPMENT CORPORATION

INVESTMENT REPORTS

June 30, 2020

CITY OF VICTORIA

SALES TAX DEVELOPMENT CORPORATION

INVESTMENT REPORTS

June 30, 2020

TABLE OF CONTENTS

Portfolio Summary Report..... Exhibit - A

Transaction By Date Report..... Exhibit - B

Inventory Holding Report..... Exhibit - C

**City of Victoria, Texas - Sales Tax Development Corp.
Portfolio Summary
Activity for Month Ending
June 30, 2020**

Exhibit - A
Page 1 of 1

	<u>Cost</u>		<u>Market</u>	<u>Ratio</u>
Investments at beginning of period (04/01/2020):	\$ 17,719,180		\$ 17,810,481	100.515%
Investment purchases:	25,862,022 ⁽¹⁾			
Investment maturities:	25,645,474 ⁽²⁾			
Investment sales:	0			
Investments at end of period (06/30/2020):	<u>\$ 17,935,729</u> ⁽³⁾		\$ 18,058,866 ⁽⁴⁾	100.687%

Beginning WAM (Weighted Average Maturity): 76 days

Ending WAM (Weighted Average Maturity): 28 days

Footnote References:

(1) - See Exhibit-B, page 1 of 2.

(2) - See Exhibit-B, page 2 of 2.

(3) - See Exhibit-C, page 1 of 1.

(4) - See Exhibit-C, page 1 of 1.

**SALES TAX DEVELOPMENT CORP.
TRANSACTIONS BY DATE
FROM: 04/01/2020 TO 06/30/2020**

Purchase Date	Description of Purchased Investments: 04/01/2020 - 06/30/2020	Yield	Maturity In Days	Maturity Date	Par Value	Purchase Cost	Purchase Price	Total Purchase
04/01/2020	LOGIC Investment Pool	1.056%	29	04/30/2020	\$ 8,443,754	\$ 8,436,411	99.9130	\$ 8,436,411
05/01/2020	LOGIC Investment Pool	0.812%	30	05/31/2020	8,517,157	8,511,133	99.9293	8,511,133
06/01/2020	LOGIC Investment Pool	0.626%	29	06/30/2020	8,919,004	8,914,479	99.9493	8,914,479
Total for Investments Purchased (04/01/2020 - 06/30/2020):					\$ 25,879,915	\$ 25,862,022	99.9309	\$ 25,862,022
Average Yield		<u>1.113%</u>						

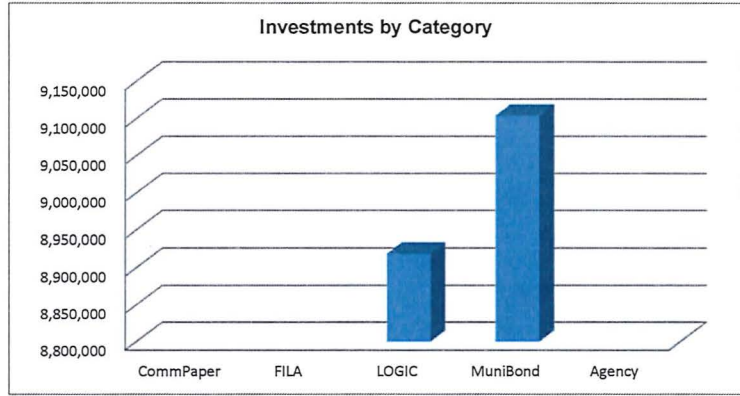
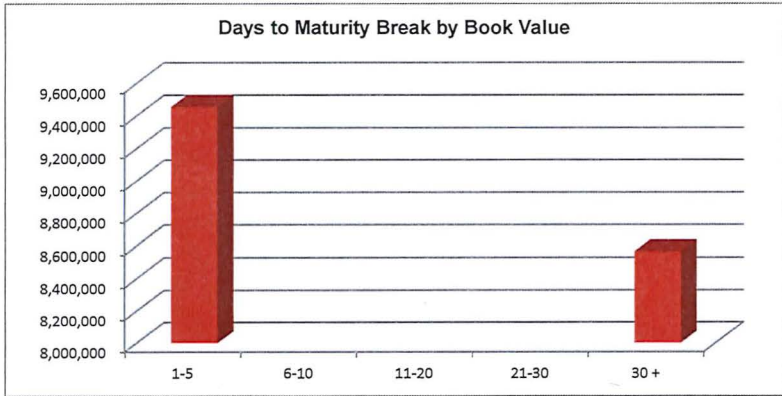
SALES TAX DEVELOPMENT CORP.

TRANSACTIONS BY DATE

FROM: 04/01/2020 TO 06/30/2020


Purchase Date	Description of Maturing Investments: 04/01/2020 - 06/30/2020	Yield	Maturity In Days	Maturity Date	Par Value	Purchase Cost	Purchase Price	Interest Earned
03/01/2020	LOGIC Investment Pool	1.426%	30	03/31/2020	\$ 8,329,778	\$ 8,312,930	99.7977	\$ 16,848
04/01/2020	LOGIC Investment Pool	1.056%	29	04/30/2020	8,443,754	8,436,411	99.9130	7,344
05/01/2020	LOGIC Investment Pool	0.812%	30	05/31/2020	8,517,157	8,511,133	99.9293	6,024
03/20/2020	Woodruff SC Wtr Sys Bond	2.000%	73	06/01/2020	386,539	385,000	99.6019	1,539
Total for Matured Investments (04/01/2020 - 06/30/2020):					\$ 25,677,228	\$ 25,645,474	99.8763	\$ 31,754
Plus Accrued Interest For 3rd Quarter								-
Total Interest in 3rd Quarter								\$ 31,754

Purchase Date	CUSIP#	Description of Security	Par Value	Coupon	Maturity Date	Purchase Price	Yield	Purchase Principal	Book Value	Market Price (a)	06/30/2020 Market Value	Unrealized Gain/(Loss)	Current Day To Maturity (D-T-M)	Amortization
06/01/2020	n/a	LOGIC Investment Pool	\$ 8,919,004	0.626%	06/30/2020	99.949	0.626%	\$ 8,914,479	\$ 8,919,004	100.00%	\$ 8,919,004	0	0 days	\$ 4,525
04/26/2019	34074GDH4	FL Hurricane Muni Bond	537,314	2.995%	07/01/2020	97.010	2.600%	521,250	537,277	100.00%	537,311	35	1 days	16,027
03/20/2020	882724PY7	Texas St - Trans Bond	8,604,944	2.750%	08/27/2020	98.780	2.750%	8,500,000	8,566,902	99.97%	8,602,551	35,649	58 days	66,902
			\$ 18,061,262				1.992%	\$ 17,935,729	\$ 18,023,183		\$ 18,058,866	\$ 35,684		\$ 87,453



(a) Source: Federal Reserve Bank, Tuesday, June 30, 2020

This report is in compliance with the strategies and policies as approved in the City's Investment Policy and the Public Funds Investment Act.


 Gilbert P. Reyna, Jr., CPA
 Director of Finance


 Wesley Janěcek, CPA
 Assistant Director of Finance